

THAYER
PROPERTY

30'-SPAN x 16'-WIDE DECK
WEATHERING STEEL BRIDGE
w/ CRUSHED ROCK DRIVING SURFACE

WOOD 4x12 RAIL
LAY TOP 4x12 FLAT

NEW ROAD 10' FLAT,
THEN DOWN 4% SLOPE
TO EXISTING GROUND

BRIDGE DECK
ELEV. 1666.6'

PRE-CAST CONCRETE
BACKWALLS & FOOTINGS

EXISTING ROAD ON
EAST SIDE OF CANAL

EXCAVATE

TYP. WATER LEVEL ELEV. 1662.8'

1.5' FREEBOARD

EXCAVATE

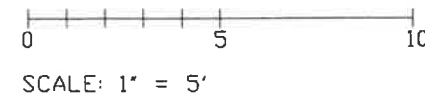
ELEV. 1659.8'

EXISTING BOTTOM WEST
SIDE CANAL ELEV. 1659.7'

4"-THICK PEA
GRAVEL BEDDING
FOR SUBGRADE

EXISTING
CONCRETE FOOTING
FOR WOOD BRIDGE
(LEAVE IN PLACE)

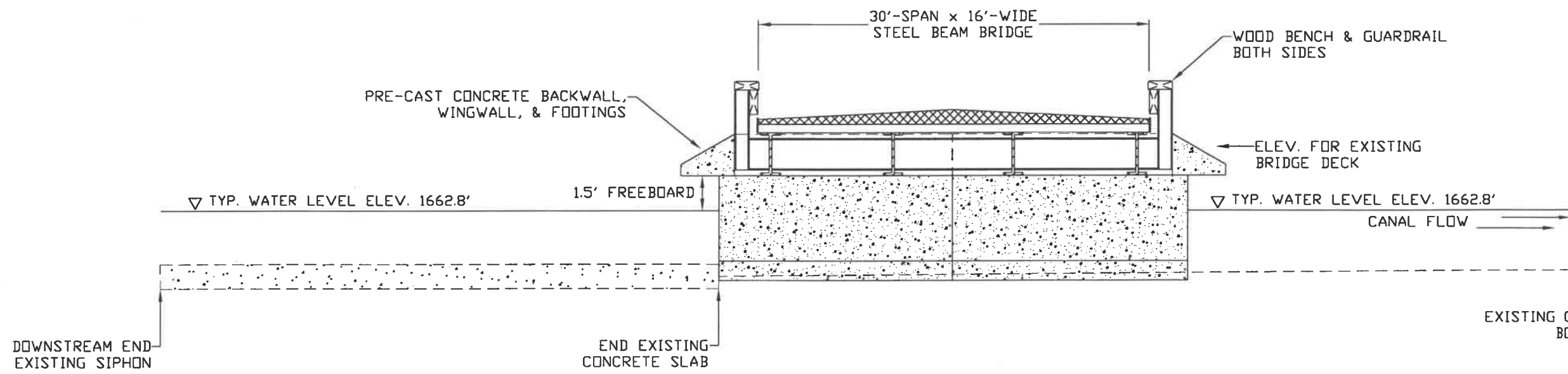
RECEIVED
OCT 15 2019
Kittitas Co. CDS



RAY & SHARON THAYER
PARCEL No. 951877
ELLENSBURG, WA 98926
PAUL TAPPEL (ENGINEER)
3100 - 243rd STREET SW
BRIER, WA 98036 425-482-6420

OCTOBER 2019
THAYER PROPERTY DEVELOPMENT
FOR SINGLE FAMILY RESIDENCE
SECTION AT MIDDLE OF BRIDGE
DRAWING 7

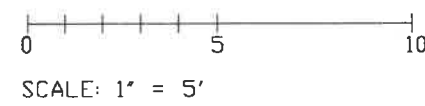
RECEIVED
 OCT 15 2019
 Kittitas Co. CDS



CANAL CENTERLINE PROFILE



OCTOBER 2019



<p>RAY & SHARON THAYER PARCEL No. 951877 ELLENSBURG, WA 98926</p> <p>PAUL TAPPEL (ENGINEER) 3100 - 243rd STREET SW BRIER, WA 98036 425-482-6420</p>	<p>THAYER PROPERTY DEVELOPMENT FOR SINGLE FAMILY RESIDENCE</p> <p>CANAL PROFILE AT MIDDLE OF BRIDGE DRAWING 8</p>
---	---